



DRAFT MEETING MINUTES

August 19, 2020, 9:00 AM
Virtual - Zoom Meeting

Attendees*

Pete Bardunias	Chamber of Southern Saratoga County
Peter Comenzo	Town of Rotterdam
Derek Cutler	EPB
John Davidson	DA Collins Companies
Valerie Deane	NYS DOT Region 1
Jeffrey Flumignan	MARAD
Joseph Graves	City of Cohoes
Jeff Gritsavage	NY Canal Corporation
Martin Hull	WSP
Mike Izdebski	Carver Companies
Sean Maguire	Town of Colonie
Gautam Mani	FHWA
Robyn Marquis	NYSERDA
Kate Maynard	CDRPC
John McCreavy	SMS Rail Lines
Steve Ribet	Distribution Unlimited
David Rosenberg	NYS DOT
Dave Schmitz	Price Chopper/Market 32
Brian Stewart	Cambridge Systematics
Tony Vasil	Port of Albany
Jeff Wojtowicz	RPI
Chris Bauer	Capital District Transportation Committee
Mike Franchini	Capital District Transportation Committee
Glenn Posca	Capital District Transportation Committee
Andrew Tracy	Capital District Transportation Committee

*Meeting was held virtually via Zoom; some attendees might not be accounted for. Please contact Chris Bauer if you attended the meeting but your name does not appear above.

Chris Bauer began the meeting at 9:01 am with a review of the meeting agenda and a brief overview of ground rules for the virtual meeting. Chris noted that the meeting was being recorded.



1. COVID-19 Impacts

i. **Regional Travel Impacts (Andrew Tracy, CDTC)**

Andrew Tracy presented updated transportation/travel-related data that has been collected to assess the impacts of COVID-19 in the Capital District. Streetlight data, available through July 17, suggests a 75% decrease in travel after the NY on Pause executive order and has since recovered to approximately 20% less than pre-COVID 19 levels. According to Streetlight, Statewide VMT has recovered to about 25% less than the baseline, pre-COVID 19. CDTA ridership has recovered to around 20% less than the baseline pre-COVID ridership level. TransitApp data trends closely resemble those from CDTA. INRIX data, which includes freight data, showed that during the pandemic local and long-haul truck fleets were less impacted and have returned to approximately 95% of the pre-pandemic levels. CDTC is also monitoring data from NYSDOT's continuous count stations, including locations on Wolf Rd, US 9, and I-87.

ii. **Experiences at Price Chopper/Market 32 Distribution Center (Dave Schmitz, Price Chopper/Market 32)**

Dave Schmitz, Director of Transportation for the Price Chopper/Market 32 supermarket chain, discussed the impacts of COVID-19 on their operations and delivering essential goods to their stores under very difficult circumstances. Dave noted the guidelines and best practices to protect their workers and customers have been evolving since the beginning of the pandemic, and continue to change as new information becomes available. Price Chopper/Market 32 operates 134 stores in 6 states, requiring them to understand and adhere to different pandemic responses and regulations in each state.

Dave described the routine of a typical pre-COVID day, and compared that to the current routine, highlighting the evolving operational impacts and health guidance since the onset of the pandemic. They have taken many steps to protect the health and safety of their drivers and warehouse workers, including reducing contact between employees and increased disinfecting of vehicles and facilities. The closure of government offices and medical facilities made the early days of the pandemic more challenging. They have developed new procedures for driver training, onboarding, vehicle assignment, PPE requirements, and cleaning.

2. Low Bridge Clearance Program (Chris Bauer, CDTC)

Chris said during a recent CDTC Planning Committee meeting, NYSDOT mentioned there were approximately 20 locations in the region potentially being addressed as part of the Low Bridge Clearance program. The program is intended to reduce the number of bridge hits on state roadways that have bridges with lower than standard vertical clearance. NYSDOT has arranged a meeting with CDTC to discuss the program, and CDTC will share more information with the FAC as it becomes available.

3. CDTC Freight Planning Initiatives (Chris Bauer, CDTC)

- i. **New Visions 2050** – the CDTC long-range transportation plan process is near complete. The draft plan was made available for public comment in June and July. A new air quality conformity statement was developed. CDTC's Policy Board will consider the plan for adoption at their September 3, 2020 meeting.
- ii. **NY 7 Freight & Land Use Study** – the study will examine travel, including freight, in the area near NY 7, I -88, and Burdeck St in the Towns of Rotterdam and Princetown. The study area includes several key freight facilities including the Rotterdam Industrial Park and the Price Chopper/



Market 32 distribution center. The Memorandum-of-Understanding (MOU) between CDTC, the Town of Rotterdam, and the Town of Princetown has been executed. A draft Request for Expressions of Interest (REI) including a complete scope-of-work has been drafted and is currently being reviewed by the Towns. The study will examine truck circulation, truck parking, tandem lot revisions, and freight-land use conflicts.

4. Member Updates

- i. Airport - Steve Iachetta was not available to provide an update at the meeting due to technical issues, however, he provided the following information after the meeting: at the Albany County International Airport, commercial aircraft operations are down about 38% from the prior year; belly-freight mail and express are up about 10%.
- ii. Marine – Tony Vasil said the Port of Albany has not experienced any shutdowns or any positive COVID cases. The Port is up 28% on ships and barges, and up 13% on tonnage, compared to the prior year. The Port of NY and NJ lost \$600 million in the first 6 months of this year. The Port of Davisville (RI) was down 95% in May and 60% in June, compared to the prior year. The Port of Philadelphia has been affected by COVID and tariffs. The Port of Long Beach (CA) had 753,000 TEUs in the last month, their highest month on record.
- iii. Rail – John McCreavy said North American rail traffic activity has recovered somewhat, with year-to-date total rail traffic (carload and intermodal) down 12% compared to the previous year. For July, rail traffic was down 16% compared to the previous year. Container activity continues to be low; however, the movement of lumber/wood and food products has been up. Business at Guiderland Center has been steady. The chemical plant in Waterford is restructuring its business model and product line.
- iv. Trucking – there were no updates on behalf of the trucking.
- v. Other Private Industry (manufacturing, distribution, warehousing, etc.) – there were no updates on behalf of other private industries.
- vi. Institutional/Government/Non-profit – Pete Bardunias said the Chamber of Southern Saratoga County has integrated with the Capital Region Chamber. He said the Chamber would welcome opportunities to share information with their members.

There were no other member items discussed at this time.

5. Action Items / Next Meeting

There were no action items. The remaining 2020 Freight Advisory Committee meeting date is November 18.

All meetings will begin at 9:00 AM unless otherwise specified.

7. Adjourn

The meeting was adjourned at approximately 9:55 AM.



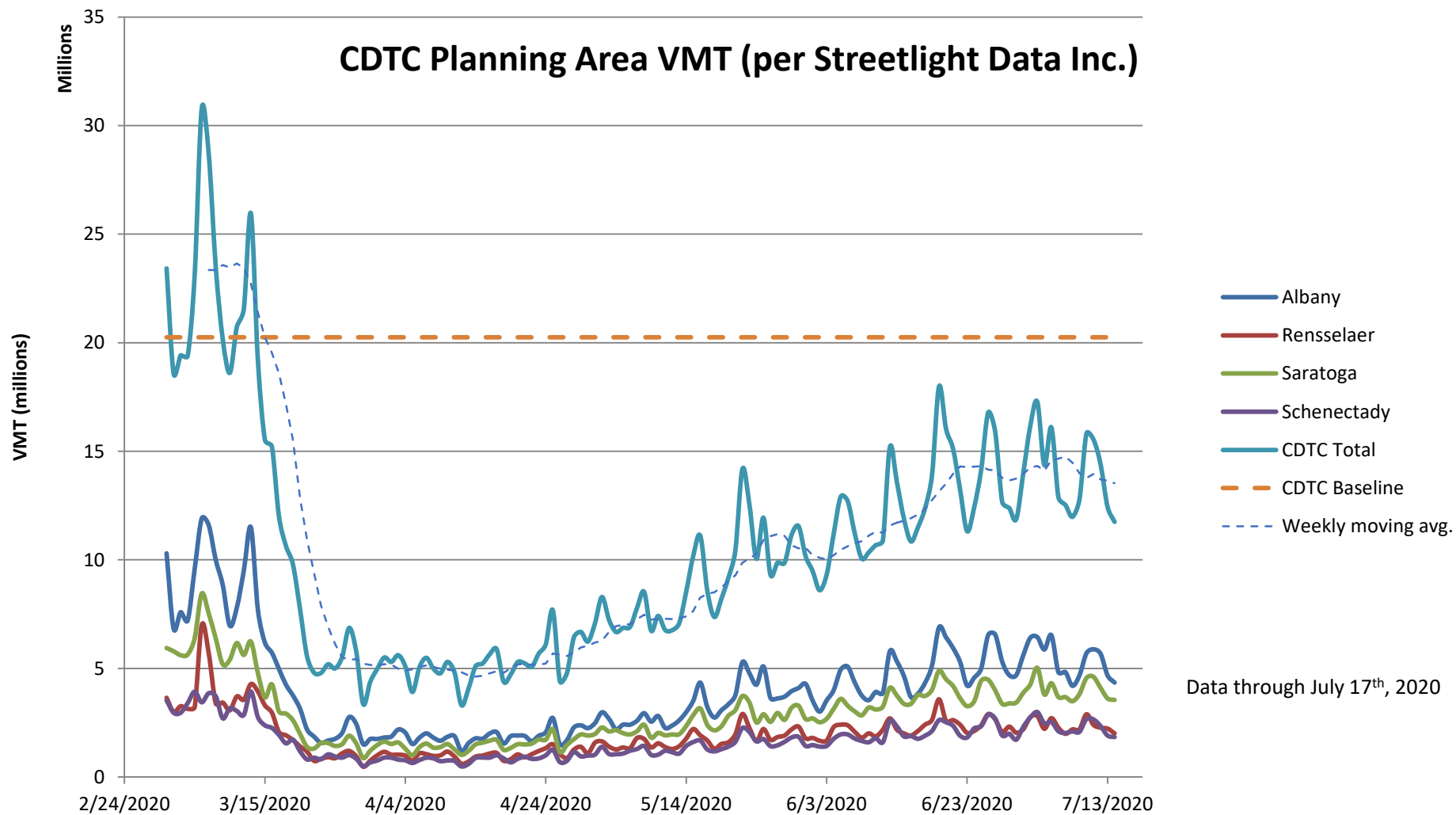
Impact of COVID-19 on Transportation in the Capital District

Freight Advisory Committee

Andrew Tracy CDTC

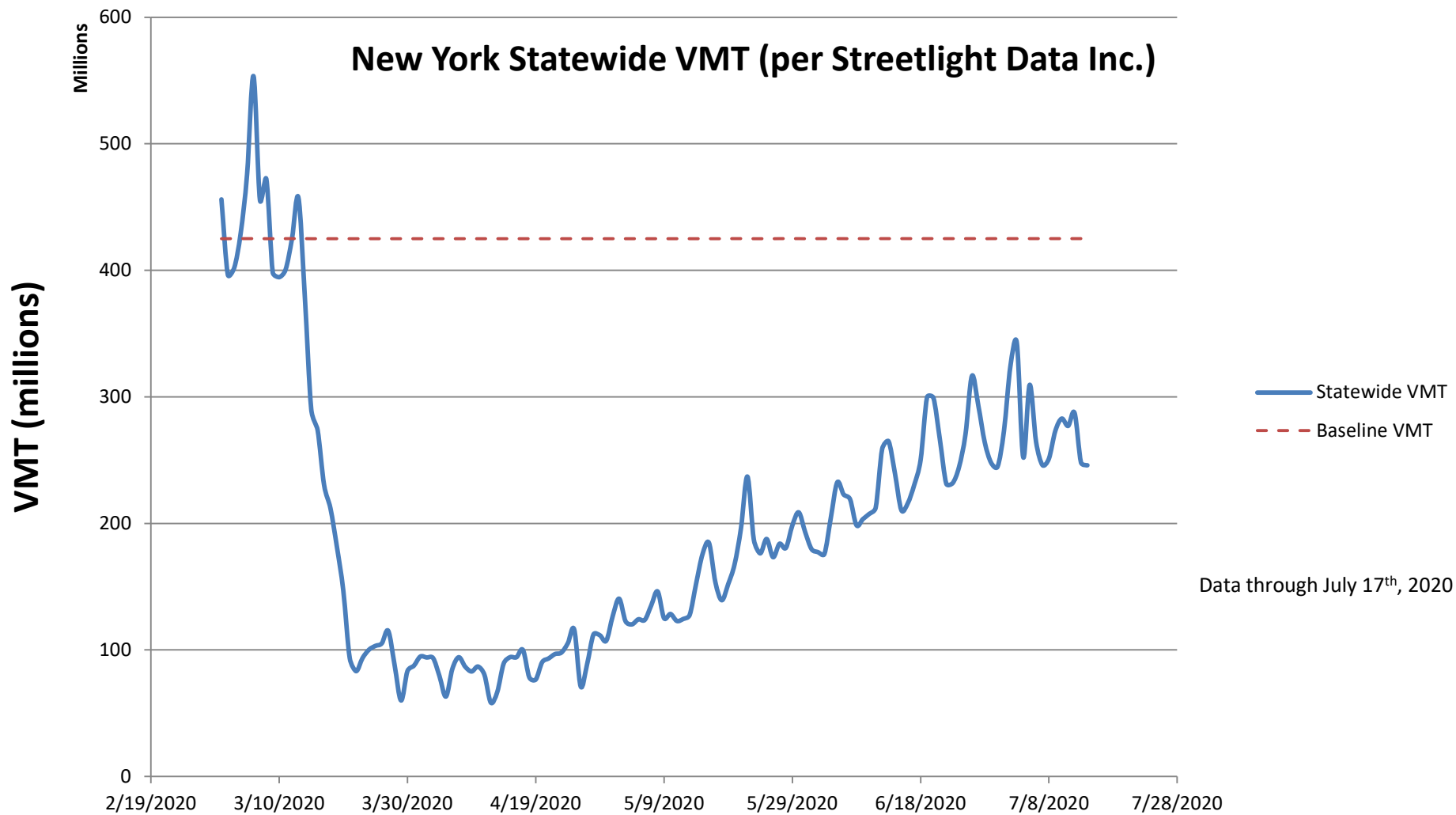
August 19th, 2020

CDTC Planning Area VMT (per Streetlight Data Inc.)



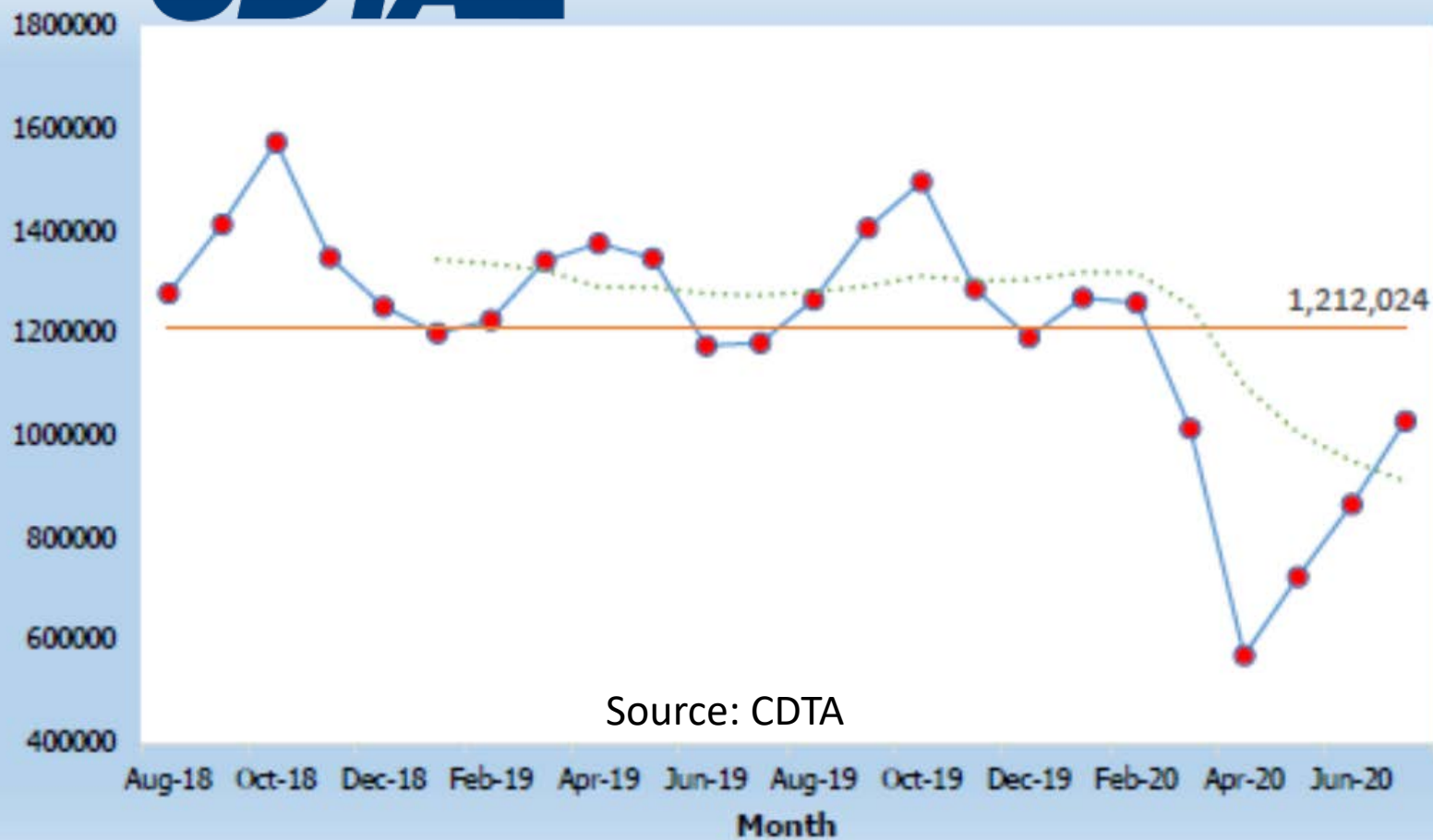
Data through July 17th, 2020

New York Statewide VMT (per Streetlight Data Inc.)



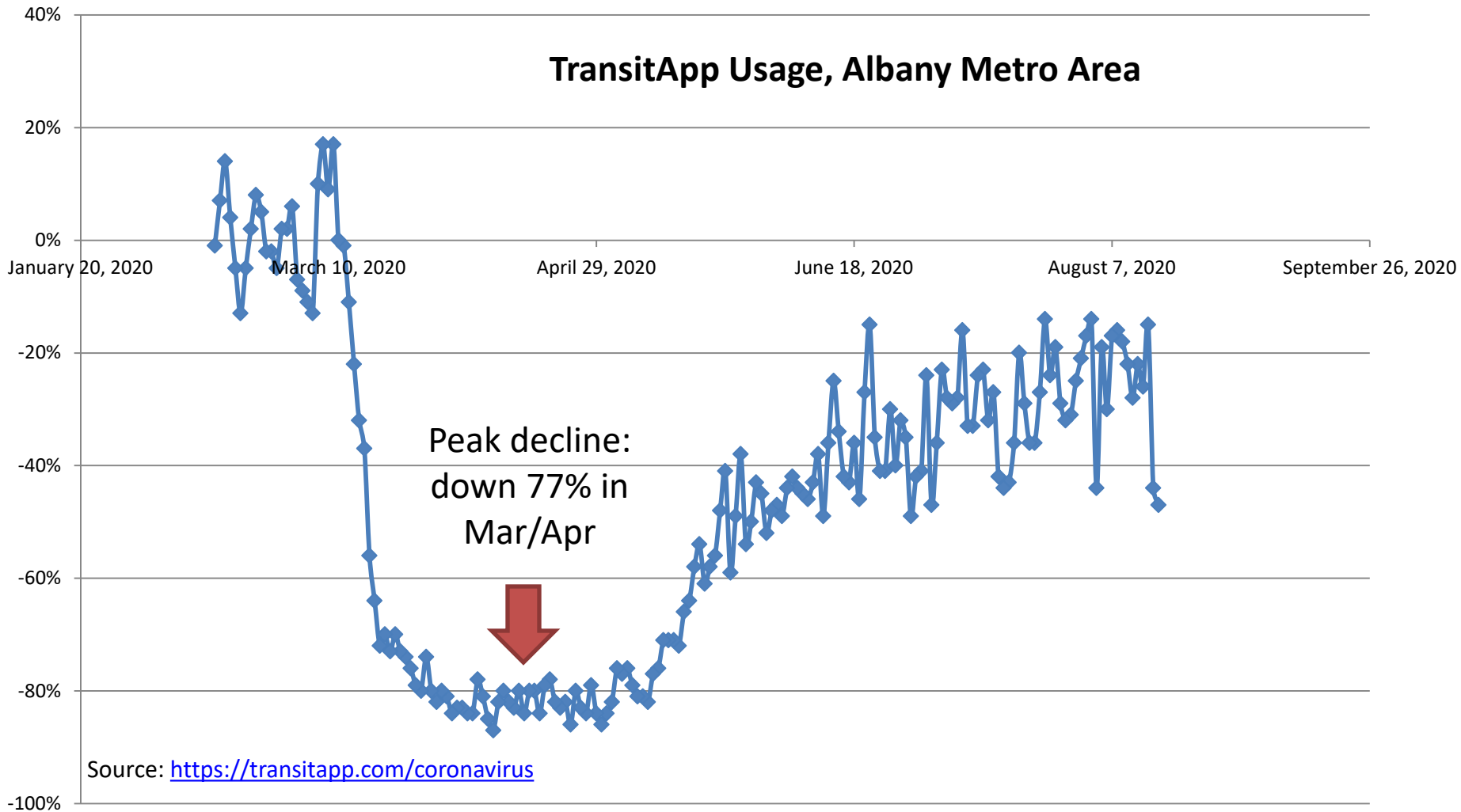


Total Riders



Source: CDTA

TransitApp Usage, Albany Metro Area



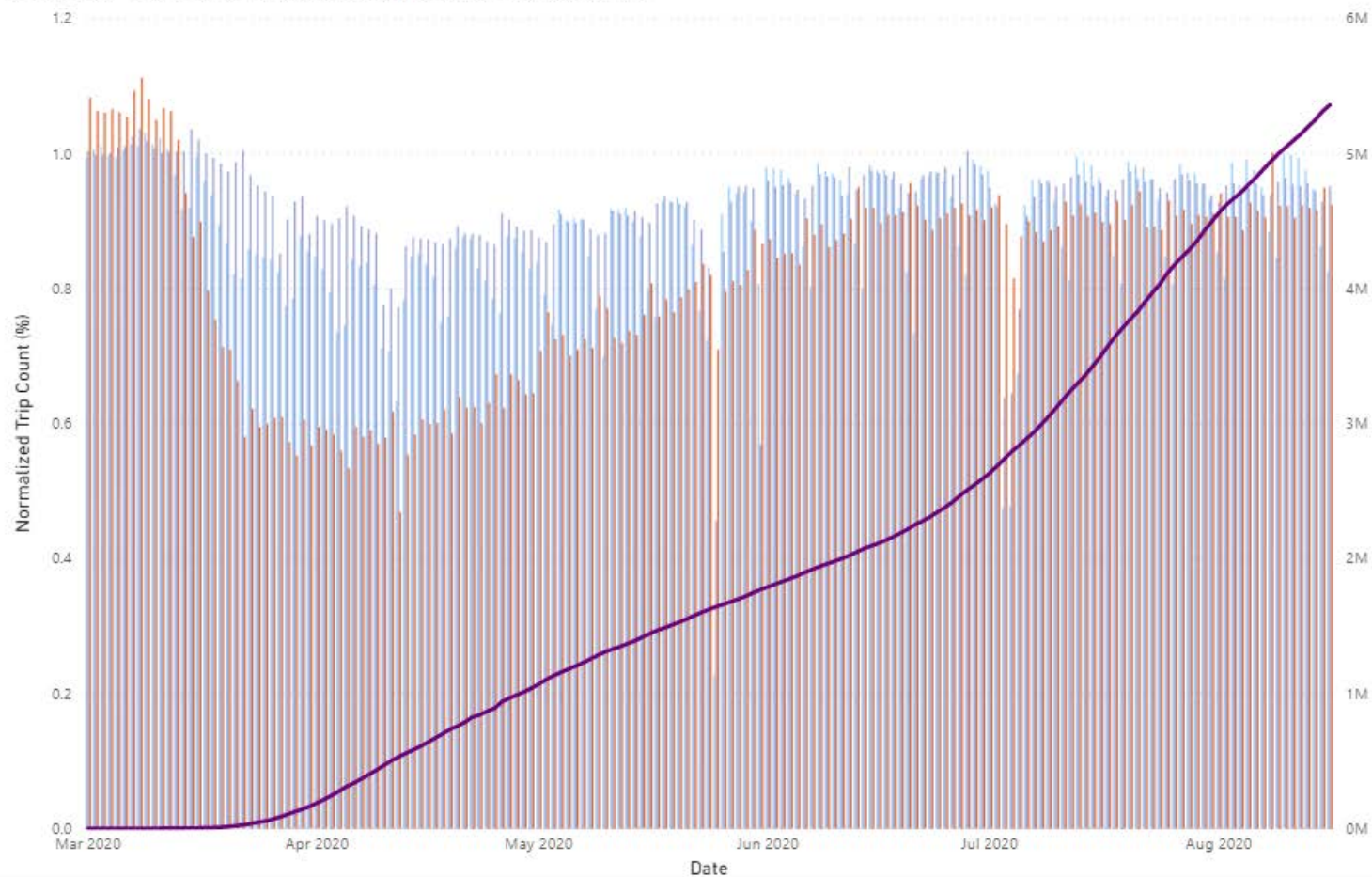
Country

- ☒ 1 - United States
- ☐ 2 - Canada
- ☐ 3 - United Kingdom
- ☐ 4 - Italy
- ☐ 5 - Spain
- ☐ 6 - Germany
- ☐ 7 - Belgium
- ☐ 8 - France

INRIX

Normalized Trip Count and Confirmed Covid-19 Cases by Date

Vehicle Type ● Local Fleets ● Long-Haul Trucks ● Passenger ● Average of Cases

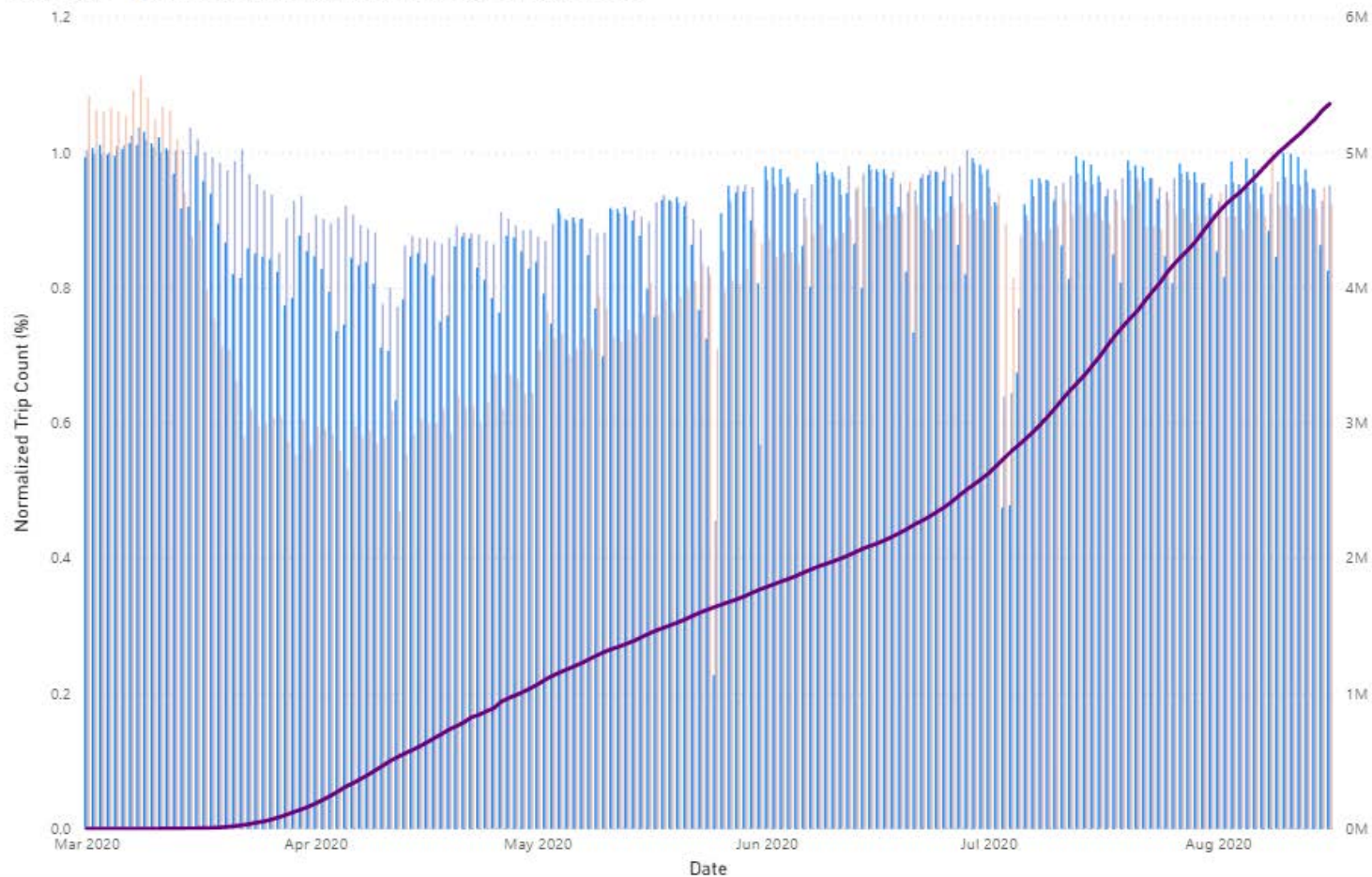


Country

- ☒ 1 - United States
- ☐ 2 - Canada
- ☐ 3 - United Kingdom
- ☐ 4 - Italy
- ☐ 5 - Spain
- ☐ 6 - Germany
- ☐ 7 - Belgium
- ☐ 8 - France

Normalized Trip Count and Confirmed Covid-19 Cases by Date

Vehicle Type ● Local Fleets ● Long-Haul Trucks ● Passenger ● Average of Cases



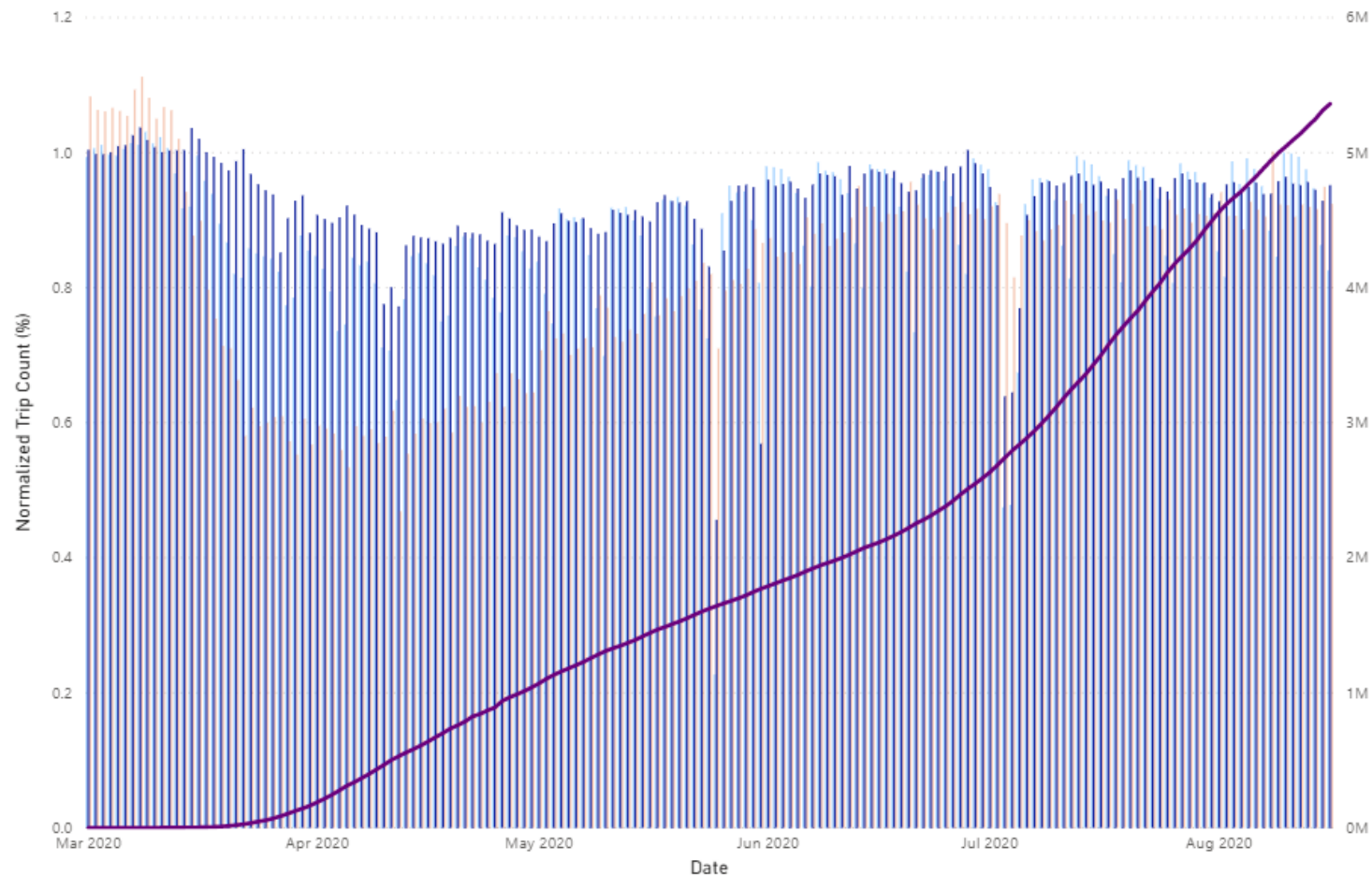
INRIX

Country

- 1 - United States
- 2 - Canada
- 3 - United Kingdom
- 4 - Italy
- 5 - Spain
- 6 - Germany
- 7 - Belgium
- 8 - France

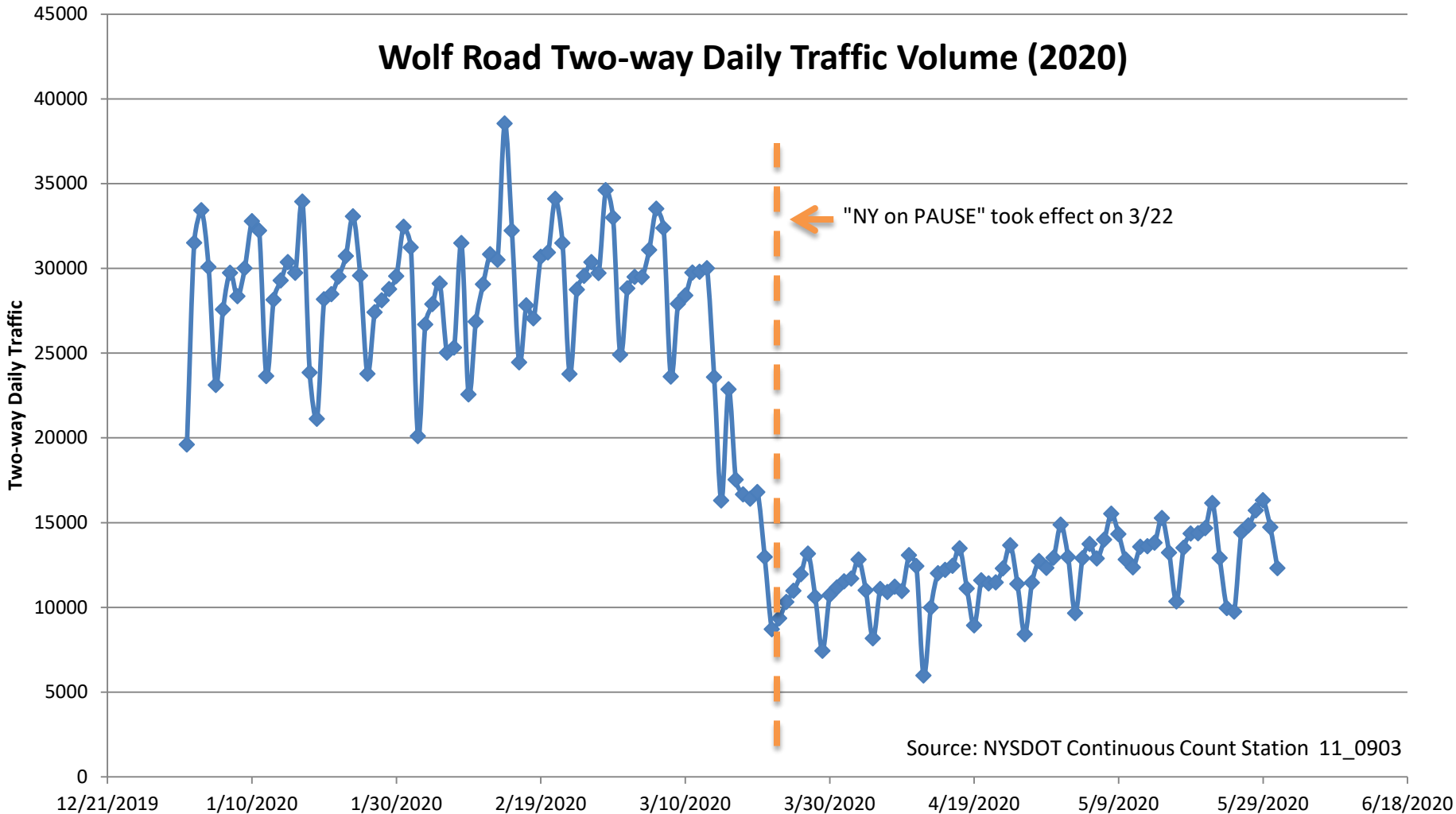
Normalized Trip Count and Confirmed Covid-19 Cases by Date

Vehicle Type ● Local Fleets ● Long-Haul Trucks ● Passenger ● Average of Cases



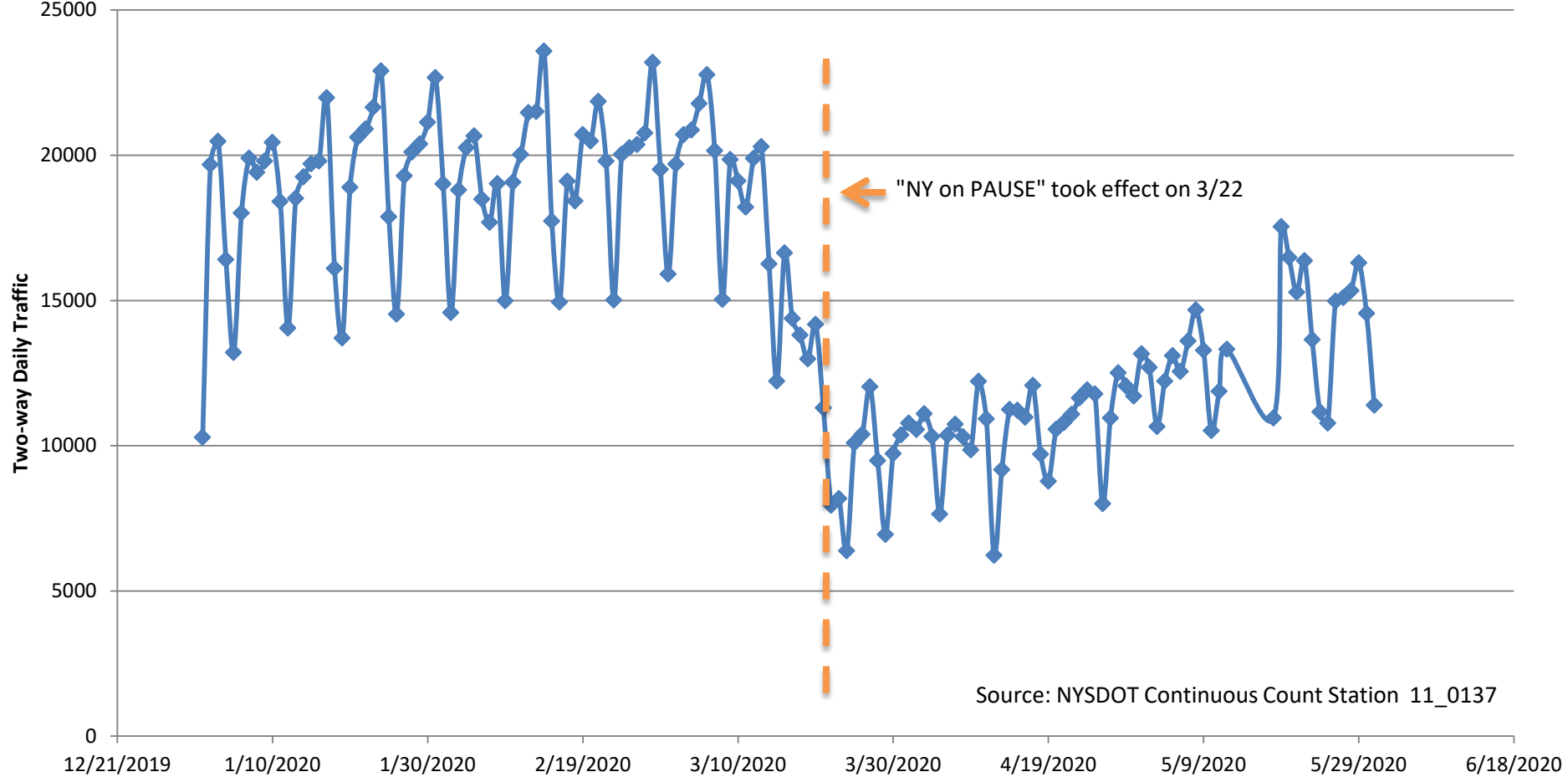
INRIX

Wolf Road Two-way Daily Traffic Volume (2020)



Source: NYSDOT Continuous Count Station 11_0903

US-9 in Latham: Two-way Daily Traffic Volume (2020)



I-87 North of Saratoga Springs: Two-way Daily Traffic Volume (2020)

